

HOW TO READ A DOG'S BODY LANGUAGE

You can get a better understanding of its behaviour and possibly predict what it is likely to do.

Disclaimer: Not every dog behaves in the same way. Do not provoke the dog(s) and avoid approaching it as they may attack in self-defence.



Tips on what you can do when you encounter aggressive dog(s):



- 1) Stop whatever you are doing immediately.
- 2) Remain calm and quiet. Do not make sudden movements.

3) Do not have direct eye contact with the dog(s).

4) Look away and back off slowly. Do not turn away from the dog(s) and run.



5) Do not try to chase or hit the dog(s).


6) Put your child on your shoulders to protect him/her.

7) Signal to passers-by for assistance. More people coming to your aid may deter the dog(s) from approaching you.



8) If a water body is present, and danger is imminent, entering the water may deter dog(s) from approaching.

Guarding



The dog feels threatened and tries to protect himself, his territory or his pack members.

Ears: Perked-up and forward

Eyes: Wide open and alert


Mouth/Teeth: Mouth slightly open, teeth bared and could be snapping or gnashing its teeth

Body: Tense and rigid, hackles raised and standing tall

Tail: Rigid and held straight out from body, could be bristled up

Vocalization: Loud alert bark, growl and snarl

Predatory/Before taking flight or chase



The dog is still assessing the situation and will attack anytime.

Ears: Perked-up

Eyes: Wide-open staring and very alert


Mouth/Teeth: Mouth slightly open, excited and panting

Body: Tense, crouched low in a predatory position, could be quietly sniffing the air, legs bent and poised to run or ready to spring forward

Tail: Low and extended straight out from the body

Vocalization: None

Fearful/ Fearful Aggressive



The dog shows fear and will possibly attack if provoked or forced into a corner or a vulnerable situation.

Ears: Back

Eyes: Slightly narrowed and pupils dilated


Mouth/Teeth: Mouth closed with lips slightly curled, teeth may be visible

Body: Tense, slightly lowered in a submissive position

Tail: Tucked with little or no movement

Vocalization: Low whine or moaning-type of bark, possible growling

Alert



The dog detects something of interest or unknown, and is assessing if there are any threats or actions to take.

Ears: Perked-up, may twitch to catch sounds

Eyes: Open normally or wide opened


Mouth/Teeth: Mouth closed or slightly open with teeth covered

Body: Leaning slightly forward in a dominant position and standing on tiptoe

Tail: Up and horizontal, wagging slightly, not stiff or bristled

Vocalization: Quiet/ low whine/ alarm bark

Dominant Aggressive



The dog shows confidence and expresses its social dominance. It will turn aggressive if challenged.

Ears: Forward (may be spread to the side to form a wide V-shape) or back (close to head)

Eyes: Narrow or staring challengingly

Mouth/Teeth: Mouth opened, drawn back to expose teeth bared in a snarl

Body: Tense, upright, hackles standing, completely dominant position, stiff-legged stance with body leaning forward slightly

Tail: Stiff, fluffed up and may be seen to quiver or vibrate from side-to-side

Vocalization: Snarl, growl, loud bark

To feedback, please contact us at www.av.s.gov.sg/feedback or call 1800 476 1600 (24-hours)

Accurate as of 1 April 2019



ANIMAL &
VETERINARY
SERVICE

Tips on what you can do when you encounter aggressive dog(s):



- 1) Stop whatever you are doing immediately.
- 2) Remain calm and quiet. Do not make sudden movements.

- 3) Do not have direct eye contact with the dog(s).




- 4) Look away and back off slowly. Do not turn away from the dog(s) and run.



- 5) Do not try to chase or hit the dog(s).
- 6) Put your child on your shoulders to protect him/her.

- 7) Signal to passers-by for assistance. More people coming to your aid may deter the dog(s) from approaching you.



- 8) If a water body is present, and danger is imminent, entering the water may deter dog(s) from approaching.

HOW TO READ A DOG'S BODY LANGUAGE



To feedback, please contact us at
www.av.s.gov.sg/feedback or call
1800 476 1600 (24-hours)

Accurate as of 1 April 2019



ANIMAL &
VETERINARY
SERVICE

Disclaimer: Not every dog behaves in the same way. Do not provoke the dog(s) and avoid approaching it as it may attack in self-defence.


How To Read A Dog's

Body Language

You can get a better understanding of the dog's possible aggression and predict what it is likely to do.

Dominant Aggressive

The dog shows confidence and expresses its social dominance. It will turn aggressive if challenged.



Ears: Forward (may be spread to the side to form a wide V-shape) or back (close to head)

Eyes: Narrow or staring challengingly


Mouth/Teeth: Mouth opened, drawn back to expose teeth bared in a snarl

Body: Tense, upright, hackles standing, completely dominant position, stiff-legged stance with body leaning forward slightly

Tail: Stiff, fluffed up and may be seen to quiver or vibrate from side-to-side

Vocalization: Snarl, growl, loud bark

Guarding



The dog feels threatened and tries to protect himself, his territory or his pack members.

Ears: Perked-up and forward

Eyes: Wide open and alert

Mouth/Teeth: Mouth slightly open, teeth bared and could be snapping or gnashing its teeth

Body: Tense and rigid, hackles raised and standing tall

Tail: Rigid and held straight out from body, could be bristled up

Vocalization: Loud alert bark, growl and snarl

Predatory/Before taking flight or chase



The dog is still assessing the situation and will attack anytime.

Ears: Perked-up

Eyes: Wide-open staring and very alert

Mouth/Teeth: Mouth slightly open, excited and panting

Body: Tense, crouched low in a predatory position, could be quietly sniffing the air, legs bent and poised to run or ready to spring forward

Tail: Low and extended straight out from the body

Vocalization: None

Fearful/ Fearful Aggressive

The dog shows fear and will possibly attack if provoked or forced into a corner or a vulnerable situation.

Ears: Back

Eyes: Slightly narrowed and pupils dilated


Mouth/Teeth: Mouth closed with lips slightly curled, teeth may be visible

Body: Tense, slightly lowered in a submissive position

Tail: Tucked with little or no movement

Vocalization: Low whine or moaning-type of bark, possible growling

Alert



The dog detects something of interest or unknown, and is assessing if there are any threats or actions to take.

Ears: Perked-up, may twitch to catch sounds

Eyes: Open normally or wide opened

Mouth/Teeth: Mouth closed or slightly open with teeth covered

Body: Leaning slightly forward in a dominant position and standing on tiptoe

Tail: Up and horizontal, wagging slightly, not stiff or bristled

Vocalization: Quiet/ low whine/ alarm bark